



FRANCE 1894

· WINCKELMANS ·  
MANUFACTURE DE CARREAUX CÉRAMIQUES

CATALOGUE




# CONTENTS

---

- 4 Tiles from generation to generation
- 6 A factory anchored in tradition
- 8 Formats and accessories
- 10 Colours
- 12 How to use this catalogue
- 14 Squares
- 36 Rectangles
- 44 Hexagons
- 68 Rounds
- 70 Octagons and dots
- 78 Triangles
- 88 Diamonds
- 92 Mosaic compositions
- 102 Decorated tiles
- 110 Encaustics
- 112 Designs
- 132 Borders
- 138 Bespoke
- 142 Laying and maintenance advice
- 144 Technical data
- 146 UPEC rating
- 148 Important information
- 149 Notes

# TILES FROM GENERATION TO GENERATION



Everything started for Théophile Winckelmans in 1894 when he opened his unglazed tile factory in Lomme in Northern France (Lille).

The plan, from the very beginning, was to offer elegant, aesthetic and customisable products that were also versatile and technical.

Every generation had their challenges, including the terrible bombing of the workshops in 1944 which were then rebuilt, the radical changes in trends in the early 80s, the start of export or the modernisation of our workshops in the 2000s. All challenges faced and met by every generation without ever losing sight of the founder's vision and the factory's original spirit.

Almost 130 years and 5 generations later, the Winckelmans factory still stands proud on its original site and has grown thanks to a second French production site in Decize, in Burgundy.



W




# A FACTORY ANCHORED IN TRADITION



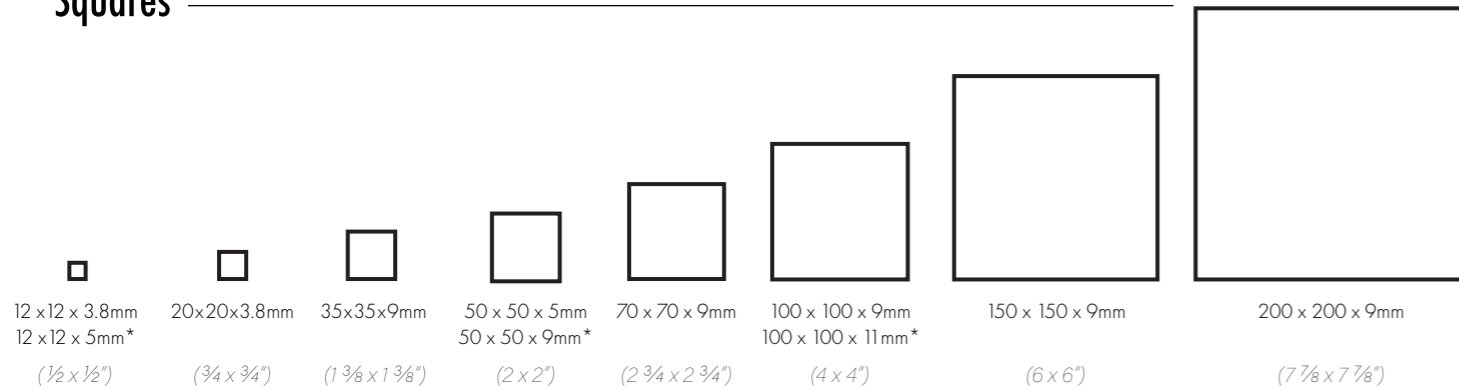
The Winckelmans factory has been awarded the French Living Heritage Business label thanks to its attachment to traditional production methods that place manual craftsmanship at the heart of its activity. It exports its small tiles all over the world.

Faithful to its founder's vision, Winckelmans offers exclusive French production with unchanging prerequisites: natural raw materials, handing down of traditional know-how from generation to generation, and a constant attention to detail to be able to offer highly technical products that are also pleasing to the eye and in line with late 19th century production.

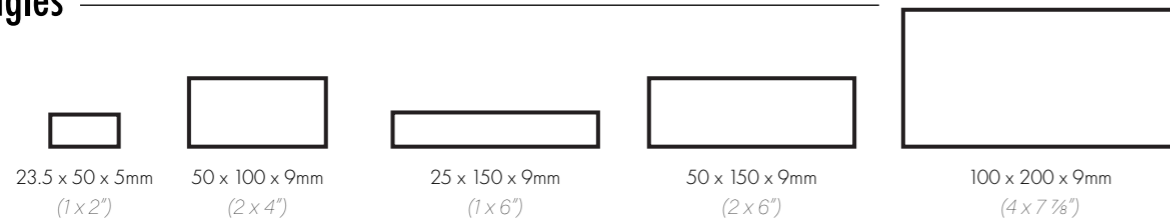


# FORMATS AND ACCESSORIES

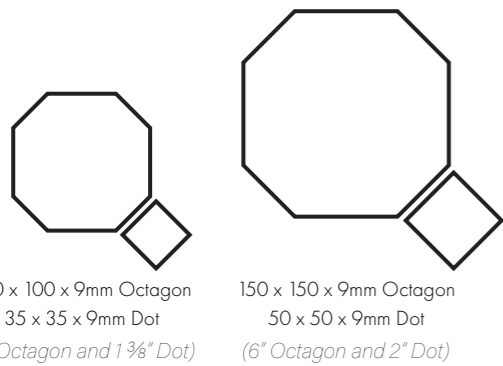
## Squares



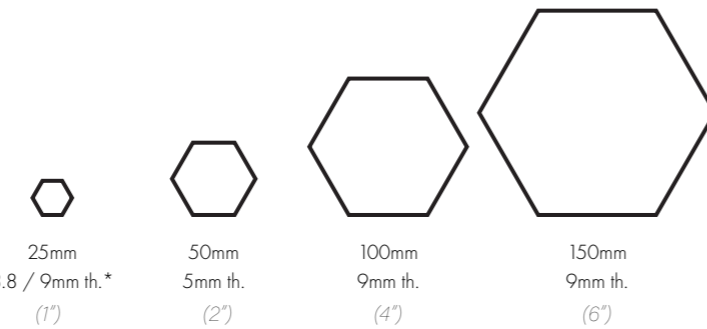
## Rectangles



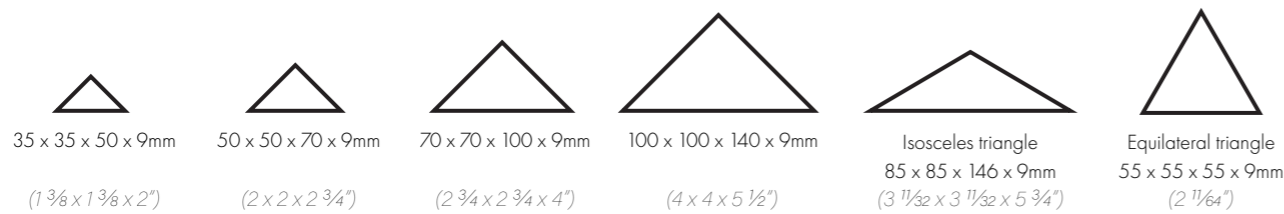
## Octagons and Dots



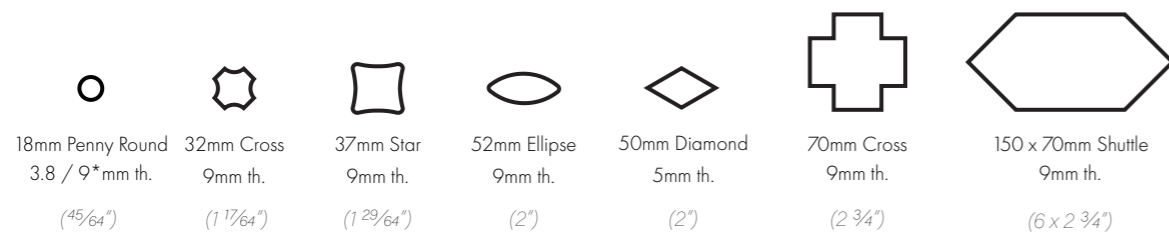
## Hexagons



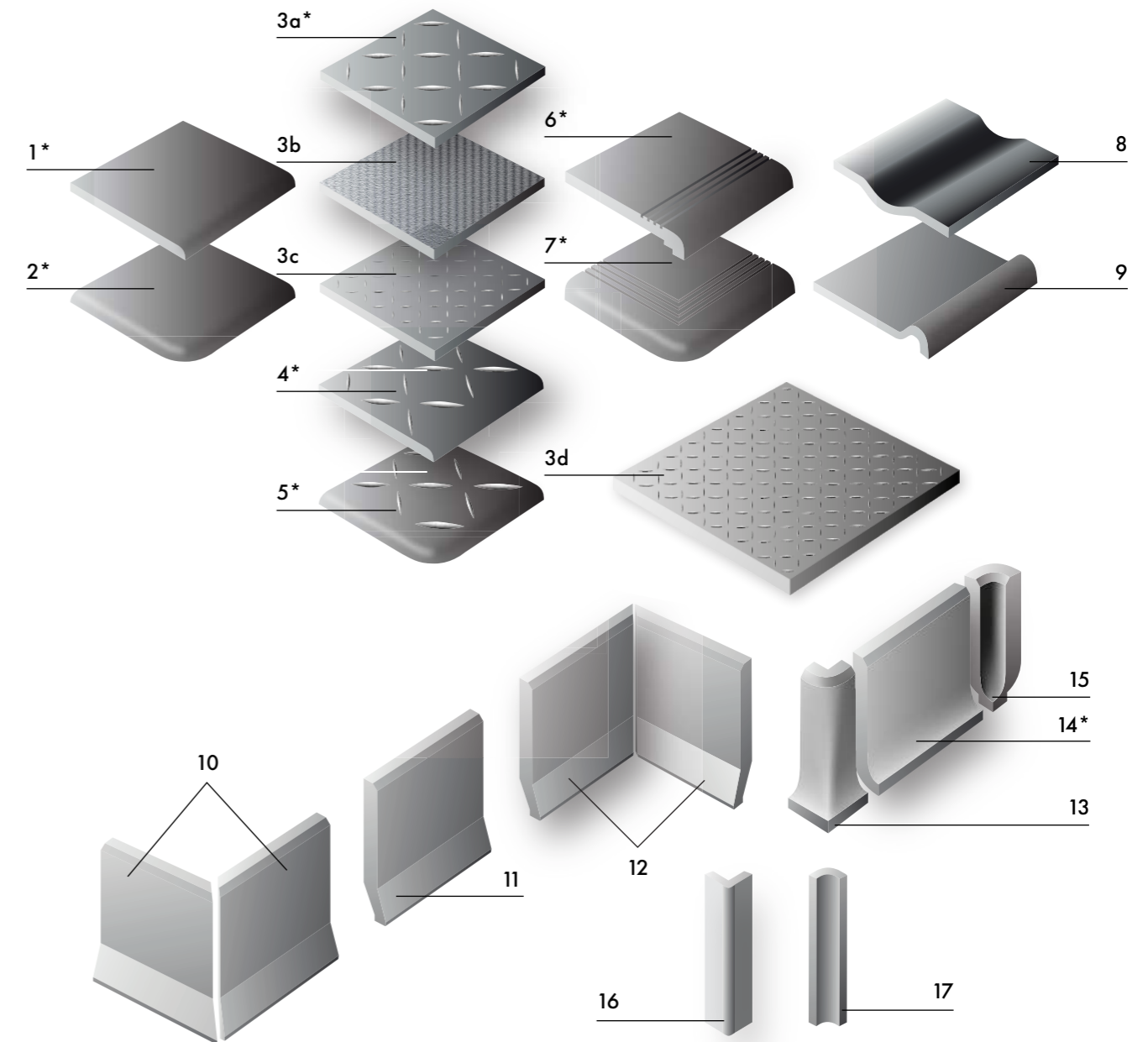
## Triangles



## Other formats



\* Increased thickness available upon request



1. 100 x 100mm (4 x 4") with Round Edge\* / 2. 100 x 100mm (4 x 4") with 2 Round Edges\* / 3a. R10 Rice Grain Anti-slip 100 x 100mm (4 x 4")\* / 3b. R11 Orange Peel Anti-slip 100 x 100mm (4 x 4") / 3c. R12 Small Rice Grain Anti-slip 100 x 100mm (4 x 4") - 3d. R12 Small Rice Grain Anti-slip 150 x 150mm (6 x 6") / 4. Anti-slip 100 x 100mm (4 x 4") with 1 Round Edge\* / 5. Anti-slip 100 x 100mm (4 x 4") with 2 Round Edges\* / 6. 100 x 100mm (4 x 4") Step Tread\* / 7. 100 x 100mm (4 x 4") Step Tread with 2 Round Edges\* / 8. Swimming Pool Channel / 9. Swimming Pool Edge (Finger Grip) / 10. Sit-on Skirting External Angle / 11. Sit-on Skirting / 12. Sit-on Skirting Internal Angle / 13. Coved Skirting External Angle / 14. Coved Skirting\* / 15. Coved Skirting Internal Angle / 16. Swimming Pool External Angle / 17. Swimming Pool Internal Angle


\* Available in 100 x 100mm (4 x 4") and 50 x 50mm (2 x 2") formats




# COLOURS

## PLAIN COLOURS


All plain colours are available in all formats and can be used in all designs.



## SPECKLED



## PORPHYRY



## FORMATS AVAILABLE IN SPECKLED AND PORPHYRY COLOURS

		SQUARES				
		20 x 20 x 3.8mm (¾ x ¾")	50 x 50 x 5mm (2 x 2")	100 x 100 x 9mm (4 x 4")	100x100mm R10 Rice Grain Anti-slip (4 x 4")	150 x 150 x 9mm (6 x 6")
SPECKLED	201	◆	◆	◆	◆	◆
	202	◆		◆	◆	
	203	◆		◆	◆	
	207	◆	◆	◆	◆	
	208	◆		◆	◆	
	209	◆		◆	◆	
	210	◆		◆	◆	
	AMA			◆	◆	
	EME		◆	◆	◆	
	PYR		◆	◆	◆	
PORPHYRY	501		◆	◆	◆	◆
	502		◆	◆	◆	◆
	503		◆	◆	◆	
	504		◆	◆	◆	
	505		◆	◆	◆	
	506		◆	◆	◆	
	507		◆	◆	◆	
	508		◆	◆	◆	
	509		◆	◆	◆	
	510		◆	◆	◆	



# HOW TO USE THIS CATALOGUE

## UNDERSTANDING THE SYMBOLS

Example of a product illustration

Product illustration

Product reference

Product colour  
Black, Australian Green, Dark Green, Green, Pale Green, Pistachio, Super White

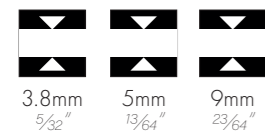
020CA04CF20 D006 001

3.8mm Mesh-mounted 2mm R10 C

3.8mm 5/32" 5mm 13/64" 9mm 23/64"

Symbols (see below)

### THICKNESS



Thickness varies from one format to another. We recommend selecting formats of same thickness if different patterns or formats are to be combined on the same surface.

### SLIP STANDARDS

Our tile slip rating is assessed using two types of standard (DIN 51130 and DIN 51097). The R value is used when footwear is worn, whereas the A/B/C value is important for wet rooms (bathrooms or swimming pools) where people walk in bare feet.

#### Slip rating wearing footwear



- R9 Normal adherence
- R10 Medium adherence
- R11 High adherence
- R12 Very high adherence

#### Slip rating in bare feet



- A Medium adherence
- B High adherence
- C Very high adherence


### SUPPLY TYPE

Indicates that a design is supplied pre-assembled on sheets (using fibre or paper) for easier laying.

Order supplied as loose tiles.

### GROUT SIZE

Indicates the standard grout size in mm.



\*Some designs and borders are prepared edge to edge (0mm (0") grout line) and may not be suitable for all types of project.

## THE VISUALIZER

<https://www.winckelmans.com/visualizer>

The Winckelmans visualizer is available on computers and smartphones and lets you view our tiling in your home. Take a picture of your interior, select a design and see what it looks like instantly!

- View our products at home
- Easy to use
- It only takes a few seconds!




## FOLLOW US FOR EVEN MORE INSPIRATION!

The presented products from this catalogue are just a glimpse of the possibilities our small tiles offer. Subscribe to our Instagram, Facebook or Pinterest accounts to discover and be inspired by our most outstanding creations!

@winckelmanstiles\_official

@winckelmanstilesofficial

@winckelmans1894



# SQUARES



PEARL GREY

SUPER WHITE

BLACK



200 x 200 x 9mm  
(7 7/8 x 7 7/8")



150 x 150 x 9mm  
(6 x 6")



100 x 100 x 9/11\* mm  
(4 x 4")



70 x 70 x 9mm  
(2 3/4 x 2 3/4")



50 x 50 x 5/9\* mm  
(2 x 2")



35 x 35 x 9mm  
(1 3/8 x 1 3/8")



20 x 20 x 3.8mm  
(3/4 x 3/4")



12 x 12 x 3.8/5\* mm  
(1/2 x 1/2")

\* Increased thickness available upon request






SUPER WHITE

012CA04CF20 BAS


### 12 x 12mm plain Micro-mosaic

1/2 x 1/2"




012CA04CF20 BAS

Super White



012CA04CF20 NOI

Black




012CA04CF20 VEF

Dark Green




### 20 x 20mm plain Mosaic

3/4 x 3/4"




020CA04CF20 BAU

White



020CA04CF20 ROU

Red




020CA04CF20 RSU

Pink




### 35 x 35mm plain Dots

1 3/8 x 1 3/8"




035CA09CF30 BAS

Super White



035CA09CF30 PIS

Pistachio




035CA09CF30 HAV

Havana




### 50 x 50mm plain Squares

2 x 2"




050CA05CF30 NOI

Black



050CA05CF30 BEF

Dark Blue



050CA05CF30 ARD

Slate




050CA05CF30 RSU



PINK


### 70 x 70mm plain Squares

2 3/4 x 2 3/4"




070CA09CF25 TAU

Taupe



070CA09CF25 JAU

Yellow



070CA09CF25 VEA


Australian Green



9mm Mesh-mounted 2.5mm  
23/64" 3/32"




9mm Mesh-mounted 2.5mm  
23/64" 3/32"



9mm Mesh-mounted 2.5mm  
23/64" 3/32"

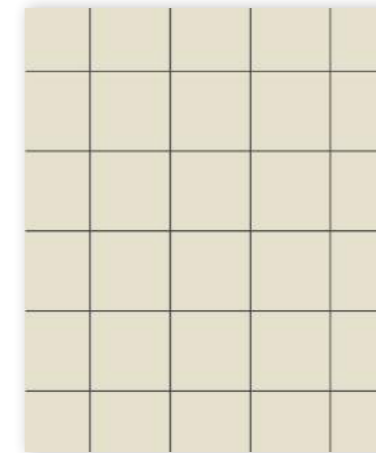
### 150 x 150mm plain Squares

6 x 6"




150CA09V NOI

Black




150CA09V BAU

White




150CA09V VEU


Green



9mm Loose R10 B  
23/64"




9mm Loose R10 B  
23/64"



9mm Loose R10 B  
23/64"

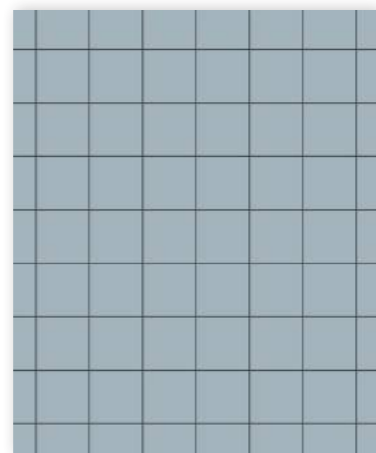
### 100 x 100mm plain Squares

4 x 4"



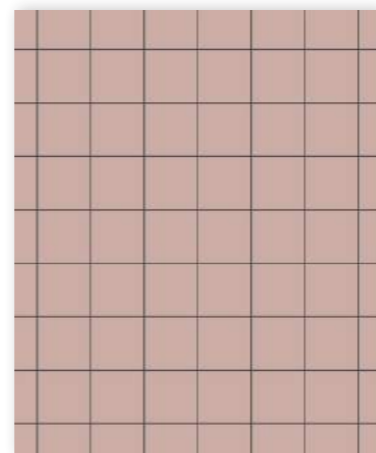
100CA09V NOI

Black




100CA09V BEP

Pale Blue




100CA09V RSU


Pink



9mm Loose R10 B  
23/64"




9mm Loose R10 B  
23/64"



9mm Loose R10 B  
23/64"


### 200 x 200mm plain Squares

7 7/8 x 7 7/8"




200CA09V ANT

Charcoal




200CA09V ROU

Red




200CA09V CAF


Coffee



9mm Loose R9 B  
23/64"



9mm Loose R9 B  
23/64"




9mm Loose R9 B  
23/64"



### 50 x 50mm random mix

2x2"




050CA05CF30 M001

Super White (56%), Charcoal (33%), Black (11%)



### 50 x 50mm random mix

2x2"



050CA05CF30 M002

Dark Blue (56%), Blue (33%), Pale Blue (11%)



### 50 x 50mm random mix

2x2"




050CA05CF30 M003

Super White (43%), Dark Green (27%), Green (12%), Pearl Grey (6%), Pale Green (12%)



### 50 x 50mm random mix

2x2"



050CA05CF30 M004

Super White (43%), Slate (27%), Pearl Grey (13%), Cognac (17%)




20 x 20mm Mosaic design

¾ x ¾"



020CA04CF20 D001 001

Super White, Black



020CA04CF20 D001 002

Pearl Grey, Slate



020CA04CF20 D001 003

Super White, Red



20 x 20mm Mosaic design

¾ x ¾"



020CA04CF20 D002 001

Super White, Pearl Grey, Yellow




020CA04CF20 D002 002

White, Black, Charcoal



020CA04CF20 D002 003

White, Green, Dark Green




020CA04CF20 D002 004



### 20 x 20mm Mosaic design

3/4 x 3/4"



020CA04CF20 D003 001


Super White background  
Black design



3.8mm 5/32" Mesh-mounted 2mm 5/64" R10 C


### 20 x 20mm Mosaic design

3/4 x 3/4"



020CA04CF20 D003 002

Red background  
White design



3.8mm 5/32" Mesh-mounted 2mm 5/64" R10 C

### 20 x 20mm Mosaic design

3/4 x 3/4"



020CA04CF20 D004 001

Super White, Black, Yellow



3.8mm 5/32" Mesh-mounted 2mm 5/64" R10 C

### 20 x 20mm Mosaic design

3/4 x 3/4"



020CA04CF20 D004 002

Black, Super White, Red



3.8mm 5/32" Mesh-mounted 2mm 5/64" R10 C




20 x 20mm Mosaic design

¾ x ¾"



020CA04CF20 D0005 001

Black, White



020CA04CF20 D0005 002

Super White, Pearl Grey



020CA04CF20 D0005 003

Super White, Dark Green




20 x 20mm Mosaic design

¾ x ¾"



020CA04CF20 D0006 001

Black, Australian Green, Dark Green, Green, Pale Green, Pistachio, Super White



020CA04CF20 D0006 002

Black, Blue Moon, Dark Blue, Blue, Pale Blue, Pearl Grey, Super White



020CA04CF20 D0006 003

Black, Charcoal, Pale Grey, Linen, Ontario, White, Super White



020CA04CF20 D0006 001



### 50 x 50mm Squares design

2x2"



050CA05CF30 D007 001

Black, White



050CA05CF30 D007 002

White, Black



050CA05CF30 D007 003

Super White, Australian Green



### 50 x 50mm Squares design

2x2"



050CA05CF30 D009 001

Pale Grey, Super White, Black, Pearl Grey



050CA05CF30 D009 002

Pistachio, Dark Green, Black, White



050CA05CF30 D009 003

Black, Yellow, Super White, Ivory




### 50 x 50mm Squares design

2x2"




050CA05CF30 D008 001

Coffee, Black, White




050CA05CF30 D008 002

Black, Super White, Yellow



050CA05CF30 D008 003

White, Black, Dark Green



### 50 x 50mm Squares design

2x2"



050CA05CF30 D010 001

Black, Super White, Charcoal



050CA05CF30 D010 002

Blue Moon, Super White, Pistachio



050CA05CF30 D010 003

White, Green, Pistachio





### 70 x 70mm Squares design

2 3/4 x 2 3/4"



070CA09CF25 D011 001

Super White, Black, Pearl Grey



### 70 x 70mm Squares design

2 3/4 x 2 3/4"



070CA09CF25 D011 002

Super White, Cognac, Pale Green



### 70 x 70mm Squares design

2 3/4 x 2 3/4"



070CA09CF25 D012 001

Super White, Black



### 70 x 70mm Squares design

2 3/4 x 2 3/4"




070CA09CF25 D012 002

Super White, Parma




### 100 x 100mm Squares checker

4 x 4"




100CA09CF25 DAM BAU/NOI

White, Black



100CA09CF25 DAM BAS/VEA

Super White, Australian Green



100CA09CF25 DAM ONT/RSV

Old Pink, Ontario



9mm Mesh-  
23/64" mounted 2.5mm R10 B  
3/32"




9mm Mesh-  
23/64" mounted 2.5mm R10 B  
3/32"



9mm Mesh-  
23/64" mounted 2.5mm R10 B  
3/32"

### 100 x 100mm Squares design

4 x 4"



100CA09CF25 D013 001

Havana, Yellow, Super White



100CA09CF25 D013 002

White, Dark Green, Pistachio



100CA09CF25 D013 003

Linen, Taupe, White



9mm Mesh-  
23/64" mounted 2.5mm R10 B  
3/32"




9mm Mesh-  
23/64" mounted 2.5mm R10 B  
3/32"



9mm Mesh-  
23/64" mounted 2.5mm R10 B  
3/32"

### 100 x 100mm Squares checker

4 x 4"



100CA09CF25 DAM BAS/BEF

Super White, Dark Blue




100CA09CF25 DAM ROU/BAU

Red, White



100CA09CF25 DAM LIN/BAU

White, Linen



9mm Mesh-  
23/64" mounted 2.5mm R10 B  
3/32"



9mm Mesh-  
23/64" mounted 2.5mm R10 B  
3/32"



9mm Mesh-  
23/64" mounted 2.5mm R10 B  
3/32"


### 150 x 150mm Squares and 50 x 50mm Dots

6 x 6" and 2 x 2" dot



150CA09V D014 001

White, Black



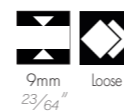
150CA09V D014 002

Old Pink, White

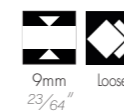


150CA09V D014 003

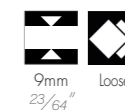
Slate, White



9mm Mesh-  
23/64" loose




9mm Mesh-  
23/64" loose



9mm Mesh-  
23/64" loose




# RECTANGLES



200 x 100 x 9mm  
(7 7/8 x 4")



150 x 50 x 9mm  
(6 x 2")



150 x 25 x 9mm  
(6 x 1")



100 x 50 x 9mm  
(4 x 2")



50 x 23.5 x 5mm  
(2 x 1")


36

37




### Plain 50 x 23.5mm linear Rectangles

2x1"




050RE05CFL30 NOI

Black



050RE05CFL30 GRU

Grey



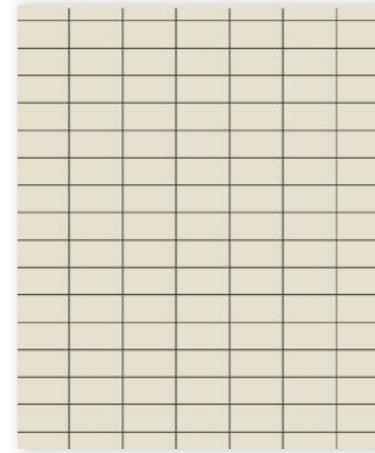
050RE05CFL30 COG

Cognac



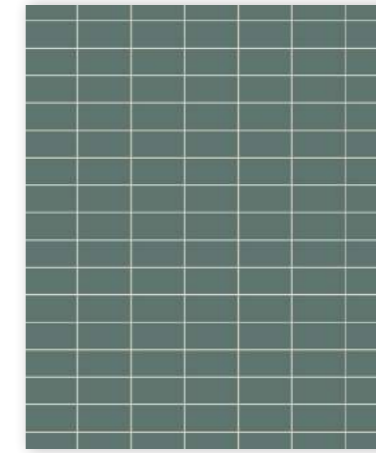
### Plain 100 x 50mm linear Rectangles

4x2"



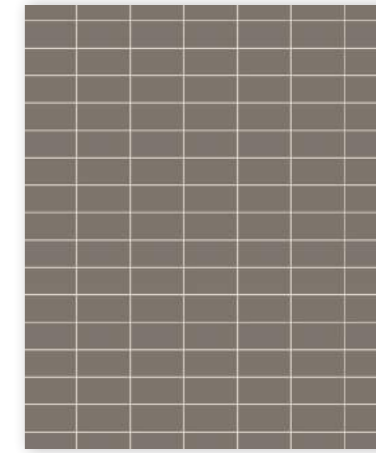

100RE09CFL25 BAU

White




100RE09CFL25 VEF

Dark Green




100RE09CFL25 ANT

Charcoal




### Plain 50 x 23.5mm brickbond Rectangles

2x1"




050RE05CFD30 ARD

Slate



050RE05CFD30 CAR

Toffee




050RE05CFD30 BEU

Blue




### Plain 100 x 50mm brickbond Rectangles

4x2"





100RE09CFD25 NOI

Black




100RE09CFD25 ROU

Red



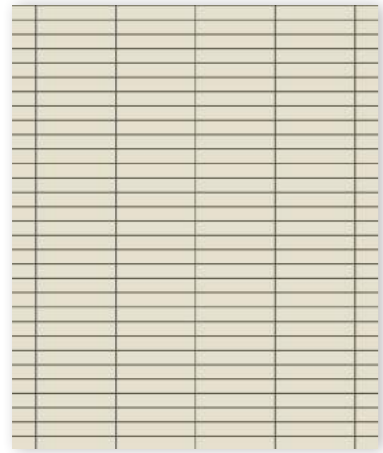
100RE09CFD25 VEP

Pale Green



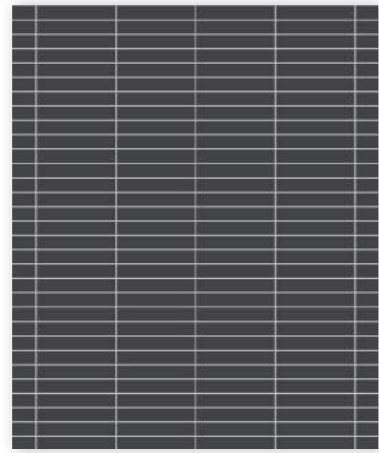
### Plain 150 x 25mm linear Rectangles

6 x 1"



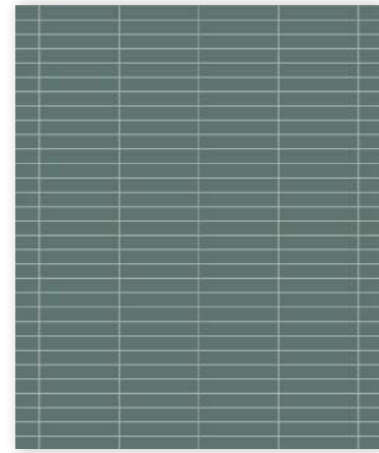
15OR509CFL15 BAU

White



15OR509CFL15 NOI

Black



15OR509CFL15 VEF

Dark Green




### Plain 150 x 50mm herringbone Rectangles

6 x 2"




15ORT09CFC25 BAS

Super White




15ORT09CFC25 BEN

Blue Moon




15ORT09CFC25 PIS

Pistachio



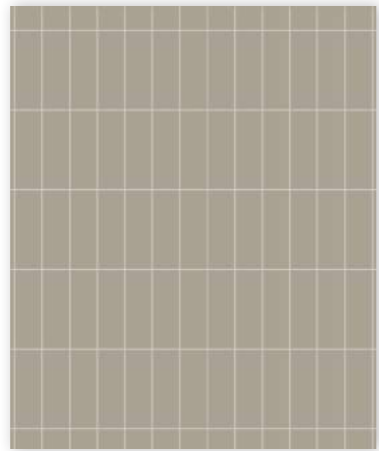
### Plain 150 x 50mm linear Rectangles

6 x 2"



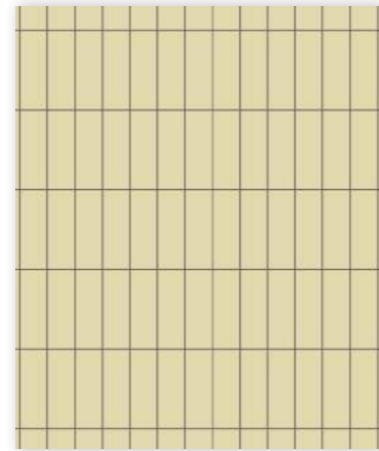
15ORT09CFL25 NOI

Black




15ORT09CFL25 GRP

Pale Grey




15ORT09CFL25 VAN

Vanilla




### Plain 200 x 100mm brickbond Rectangles

7 7/8 x 4"




200RE09V GRU

Grey



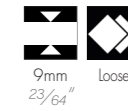
200RE09V ROU

Red



200RE09V JAU

Yellow




50 x 23.5mm bicolour Rectangles in herringbone pattern

2x1"



050RE05CFC30 D001 001

Black, Super White



050RE05CFC30 D001 002

Linen, Ontario




050RE05CFC30 D001 003

White, Old Pink



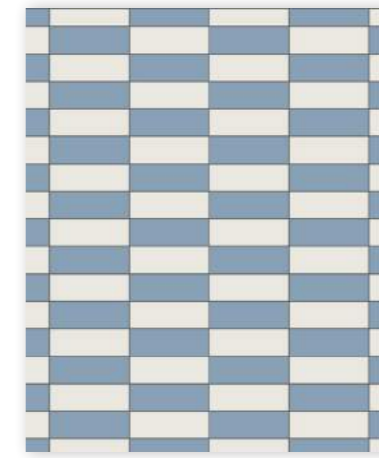
150 x 50mm linear Rectangles checker

6x2"



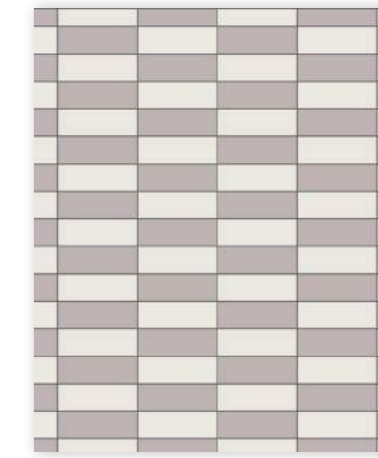
150RT09CFL25 DAM NOI/BAU

Black, White




150RT09CFL25 DAM BEU/BAS

Blue, Super White



150RT09CFL25 DAM PAR/BAS

Parma, Super White




Brickbond 50 x 23.5mm Rectangles design

2x1"



050RE05CFD30 D002 001

Black, Super White, Pearl Grey



050RE05CFD30 D002 002

Blue Moon, Super White, Pale Blue



050RE05CFD30 D002 003

Pistachio, Super White, Vanilla



150 x 50mm bicolour Rectangles in herringbone pattern

6x2"




150RT09CFC25 D003 001

Black, Super White



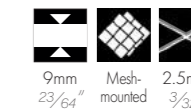
150RT09CFC25 D003 002

White, Cognac

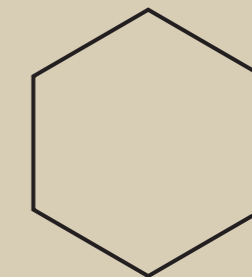



150RT09CFC25 D003 003

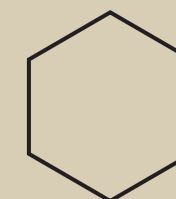
Green, Dark Green



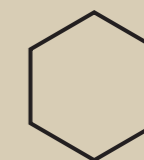
# HEXAGONS



150mm (6")  
9mm th.



100mm (4")  
9mm th.



50mm (2")  
5mm th.



25mm (1")  
3.8 / 9mm th.\*



\* Increased thickness available upon request




PALE GREEN

050HE05CF30 VEP



## 25mm plain Hexagons

1"




025HE04CF20 BAS

Super White



025HE04CF20 ANT

Charcoal




025HE04CF20 ROU

Red



## 50mm plain Hexagons

2"




050HE05CF30 NOI

Black



050HE05CF30 BAU

White



050HE05CF30 VEF


Dark Green







100mm plain Hexagons

4"




100HE09V ARD

Slate




100HE09V GRU

Grey



100HE09V RSU


Pink



48



150mm plain Hexagons

6"





150HE09V NOI

Black





150HE09V BAS

Super White



150HE09V VEU

Green



SUPER WHITE

050HE05CF30 BAS

49


### 50mm Hexagons random mix

2"




050HE05CF30 M001

Black (64%), Super White (25%), Coffee (11%)



### 50mm Hexagons random mix

2"



050HE05CF30 M002

Pistachio (64%), White (25%), Pink (11%)



### 50mm Hexagons random mix

2"




050HE05CF30 M003

Dark Green (34%), Super White (33%), Pearl Grey (33%)



### 50mm Hexagons random mix

2"




050HE05CF30 M004

Pale Blue (34%), Blue Moon (33%), Super White (33%)





### 25mm Hexagon design



### 25mm Hexagon design



### 25mm Hexagon design



### 25mm Hexagon design





025HE04CF20 D005 001



### 25mm Hexagon design

1"



025HE04CF20 D005 001

Black, Super White



### 25mm Hexagon design

1"



025HE04CF20 D005 002

Pink, White



### 25mm Hexagon design

1"



025HE04CF20 D006 001

Black background  
Super White pattern




025HE04CF20 D006 002

White background  
Red pattern



025HE04CF20 D006 003

Dark Blue background  
Super White pattern



### 25mm Hexagon design

1"




025HE04CF20 D008 001

Super White background  
Pearl Grey, Chocolate, Yellow pattern



025HE04CF20 D008 002

Black background  
Slate, Super White, Pearl Grey pattern



025HE04CF20 D008 003

Toffee background  
Super White, Black, Yellow pattern




### 25mm Hexagon design

1"



025HE04CF20 D007 001

Super White background  
Black, Red pattern



025HE04CF20 D007 002

Black background  
Super White, Old Pink pattern



025HE04CF20 D007 003

Pistachio background  
White, Dark Green pattern




### 25mm Hexagon design

1"



025HE04CF20 D009 001

Super White, Black, Pearl Grey



025HE04CF20 D009 002

Super White, Red, Pink




025HE04CF20 D009 003

Super White, Blue Moon, Dark Blue



### 25mm Hexagon design




025HE04CF20 D010 001

Black background  
Pale Grey, Charcoal pattern



3.8mm Mesh- 2mm R10 C  
5/32" mounted 5/64"

### 25mm Hexagon design



025HE04CF20 D010 002

Super White background  
Charcoal, Black pattern



3.8mm Mesh- 2mm R10 C  
5/32" mounted 5/64"



### 25mm Hexagon design



025HE04CF20 D011 001

Super White background  
Black, Yellow pattern



3.8mm Mesh- 2mm R10 C  
5/32" mounted 5/64"

### 25mm Hexagon design



025HE04CF20 D011 002

Black background  
Super White, Havana pattern



3.8mm Mesh- 2mm R10 C  
5/32" mounted 5/64"



25mm Hexagon design




025HE04CF20 D012 001

Super White background  
Black, Pale Grey pattern



3.8mm Mesh-mounted 2mm R10 C  
5/32" 5/64"

25mm Hexagon design




025HE04CF20 D012 002

Black background  
White, Old Pink pattern



3.8mm Mesh-mounted 2mm R10 C  
5/32" 5/64"



025HE04CF20 D012 003




### 25mm Hexagon design

1"



025HE04CF20 D013 001

Super White background  
Black, Pearl Grey, Yellow pattern



3.8mm Mesh-mounted 2mm R10 C  
5/32" 5/64"

### 25mm Hexagon design

1"



025HE04CF20 D013 002


Black background  
Pale Grey, Super White, Havana pattern



3.8mm Mesh-mounted 2mm R10 C  
5/32" 5/64"

### 25mm Hexagon design

1"



025HE04CF20 D014 001

Blue Moon, Super White, Blue, Pale Grey



3.8mm Mesh-mounted 2mm R10 C  
5/32" 5/64"

### 25mm Hexagon design

1"



025HE04CF20 D014 002

Black, Super White, Yellow, Green



3.8mm Mesh-mounted 2mm R10 C  
5/32" 5/64"







100HE09CF25 D015 004


### 50mm Hexagon design

2"



050HE05CF30 D015 001

Black, Super White, Green



050HE05CF30 D015 002

Dark Blue, Super White, Pale Blue




050HE05CF30 D015 003

Old Pink, White, Pale Blue




### 50mm Hexagon design

2"




050HE05CF30 D016 001

White, Linen, Black



050HE05CF30 D016 002

Slate, Black, Super White



050HE05CF30 D016 003

Super White, Pale Blue, Pink



### 100mm Hexagon design

4"



100HE09CF25 D017 001

Super White, Black, Pearl Grey, Yellow




### 100mm Hexagon design

4"




100HE09CF25 D017 002

Super White, Dark Green, Yellow, Red



### 100mm Hexagon design

4"




100HE09CF25 D018 001

Pistachio, Super White, Dark Green



### 100mm Hexagon design

4"



100HE09CF25 D018 002


Super White, Pale Blue, Old Pink



# ROUND


## Plain 18mm Penny Round

45/64"



018RO04CF20 NOI

Black



018RO04CF20 BAS

Super White



018RO04CF20 BEN

Blue Moon



## 18mm Penny Round design

45/64"




018RO04CF20 D002 001

Dark Green, Pistachio, Super White, Pearl Grey, Black




018RO04CF20 D002 002

White, Super White, Black, Havana, Linen



018RO04CF20 D002 003

Dark Blue, Vanilla, Pale Blue, Black, Pearl Grey




## Plain 18mm Penny Round

45/64"




018RO04CF20 D001 001

White, Black, Dark Green, Pistachio



018RO04CF20 D001 002

White, Blue Moon, Dark Blue, Pale Blue



018RO04CF20 D001 003

Ontario, Chocolate, Coffee, Linen




## 18mm Penny Round design

45/64"



018RO04CF20 D003 001

Super White background  
Black pattern




018RO04CF20 D003 002

Old Pink background  
Super White pattern

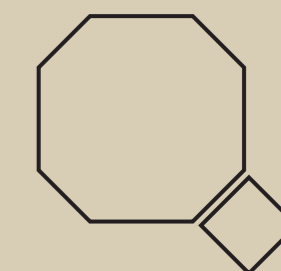


018RO04CF20 D003 003

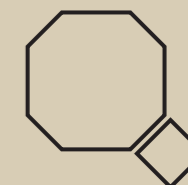
Dark Green background  
Super White pattern



# OCTAGONS AND DOTS



150 x 150 x 9mm Octagon  
50 x 50 x 9mm Dots  
(6" Octagon with 2" Dots)



100 x 100 x 9mm Octagon  
35 x 35 x 9mm Dots  
(4" Octagon with 1 3/8" Dots)

SUPER WHITE

BLACK





### 100mm Octagons and 35mm Dots

4" Octagons and 1 3/8" Dots




100C09CF25 D001 001

Black octagons  
Super White dots



100C09CF25 D001 002

Super White octagons  
Black dots




100C09CF25 D001 003

Pink octagons  
White dots




### 100mm Octagons and bicolour 35mm Dots

4" Octagons and 1 3/8" Dots




100C09CF25 D002 001

Black octagons  
Super White, Slate dots



100C09CF25 D002 002

Charcoal octagons  
Black, Super White dots




100C09CF25 D002 003

Red octagons  
Black, Super White dots





### 150mm Octagons and 50mm Dots

6" Octagons and 2" Dots





150C09Y D001 004

Black octagons  
Pearl Grey dots




150C09Y D001 005

White octagons  
Black dots




150C09Y D001 006

Dark Blue octagons  
Super White dots




### 150mm Octagons with 50mm Dots and Encaustics

6" Octagons and 2" Dots



150C09Y D003 001

Black octagons  
White dots  
ENC06 Encaustics  
White background, Black pattern



150C09Y D003 002

Super White octagons  
Black dots  
ENC06 Encaustics  
Black background, Super White pattern



150C09Y D003 003

Green octagons  
White dots  
ENC06 Encaustics  
White background, Green pattern





150C09Y D004 003


### 100mm Octagons and 35mm Dots in checker pattern

4" Octagons and 1 3/8" Dots




100C09CF25 D004 001

Black, Super White octagons  
Pearl Grey dots



100C09CF25 D004 002

Green, Super White octagons  
Black dots



100C09CF25 D004 003

Pale Blue, Super White octagons  
Black dots




### 150mm Octagons and 50mm Dots in checker pattern

6" Octagons and 2" Dots





150C09Y D004 004

Super White, Black octagons  
Grey dots




150C09Y D004 005

Linen, Ontario octagons  
Coffee dots




150C09Y D004 006

Green, Black octagons  
Super White dots



### 100mm Octagons and 50mm Dots in checker pattern

4" Octagons and 2" Dots




100C09CF25 D005 001

Black, White octagons  
Dark Green dots



### 100mm Octagons and 50mm Dots in checker pattern

4" Octagons and 2" Dots



100C09CF25 D005 002

Old Pink, Pink octagons  
Super White dots



100C09CF25 D005 002



# TRIANGLES



85 x 85 x 146mm  
9mm th.  
(3 1/32 x 3 1/32 x 5 3/4")



100 x 100 x 140mm  
9mm th.  
(4 x 4 x 5 1/2")



70 x 70 x 100mm  
9mm th.  
(2 3/4 x 2 3/4 x 4")



50 x 50 x 70mm  
9mm th.  
(2 x 2 x 2 3/4")



35 x 35 x 50mm  
9mm th.  
(1 3/8 x 1 3/8 x 2")




55 x 55 x 55mm  
9mm th.  
(2 1/16")







### 55mm plain Equilateral Triangles

2 1/64"




055TRE09PP25 NOI

Black



055TRE09PP25 BEU

Blue




055TRE09PP25 PER

Pearl Grey




### 85 x 85 x 146mm plain Isosceles Triangles

3 1/32 X 3 1/32 X 5 3/4"





087TRI09CP30 NOI

Black




087TRI09CP30 VEA

Australian Green



087TRI09CP30 BEN

Blue Moon





### 70 x 70 x 100mm plain triangles

2 3/4 x 2 3/4 x 4"




070TRR09CP25 BAS

Super White



070TRR09CP25 VEU

Green




070TRR09CP25 RSU

Pink




### 100 x 100 x 140mm plain Triangles

4 x 4 x 5 1/2"





100TRR09CP25 BAS

Super White




100TRR09CP25 CAF

Coffee




100TRR09CP25 ARD

Slate



### 85 x 85 x 146mm Isosceles Triangles random mix

3 1/32 x 3 1/32 x 5 3/4"



087TRI09CP30 M001


Black (25%), Super White (25%), Pale Green (25%), Pearl Grey (25%)



9mm 23/64" Mesh-mounted 3mm 1/8"

### 85 x 85 x 146mm Isosceles Triangles random mix

3 1/32 x 3 1/32 x 5 3/4"



087TRI09CP30 M002


Dark Green (52%), Black (33%), White (15%)



9mm 23/64" Mesh-mounted 3mm 1/8"

### 85 x 85 x 146mm Isosceles Triangles random mix

3 1/32 x 3 1/32 x 5 3/4"



087TRI09CP30 M003


Blue Moon (50%), Dark Blue (25%), Blue (25%)



9mm 23/64" Mesh-mounted 3mm 1/8"

### 85 x 85 x 146mm Isosceles Triangles random mix

3 1/32 x 3 1/32 x 5 3/4"



087TRI09CP30 M004

Old Pink (50%), Cognac (25%), White (25%)



9mm 23/64" Mesh-mounted 3mm 1/8"




### 55mm Equilateral Triangles design

2 1/64"



055TRE09CP25 D001 001

Super White, Black, Pearl Grey



055TRE09CP25 D001 002

Dark Green, White, Pale Green



055TRE09CP25 D001 003

Super White, Blue Moon, Pale Blue




### 55mm Equilateral Triangles and 100mm Hexagons

2 1/64" Equilateral Triangles and 4" Hexagons





055TRE09CP25 D003 001

Black triangles  
Super White hexagons




055TRE09CP25 D003 002

Black triangles  
Pale Grey hexagons



055TRE09CP25 D003 003

Pink triangles  
White hexagons




### 55mm Equilateral Triangles design

2 1/64"



055TRE09CP25 D002 001

Slate, Super White



055TRE09CP25 D002 002

White, Pink



055TRE09CP25 D002 003

White, Yellow



### 85 x 85 x 146mm Isosceles Triangles and 150mm Hexagons

3 1/32 x 3 1/32 x 5 3/4" Isosceles Triangles and 6" Hexagons



087TR109CP30 D004 001

Slate triangles  
Super White hexagons



\*Hexagons supplied loose




087TR109CP30 D004 002

Super White triangles  
Black hexagons




\*Hexagons supplied loose



087TR109CP30 D004 003

Ontario triangles  
Old Pink hexagons



\*Hexagons supplied loose




### 85 x 85 x 146mm Isosceles Triangles design

3 1/32 x 3 1/32 x 5 3/4"




087TR109CP30 D005 001

Black, Super White




087TR109CP30 D005 002

Grey, Super White



087TR109CP30 D005 003

Super White, Pistachio




### 85 x 85 x 146mm Isosceles Triangles design

3 1/32 x 3 1/32 x 5 3/4"



087TR109CP30 D006 001

Slate, Super White



087TR109CP30 D006 002

Blue Moon, Blue




087TR109CP30 D006 003

Old Pink, White



### 70 x 70 x 100mm Triangles design

2 3/4 x 2 3/4 x 4"




070TRR09CP25 D007 001

Black, Super White



### 70 x 70 x 100mm Triangles design

2 3/4 x 2 3/4 x 4"



070TRR09CP25 D007 002


Pearl Grey, Super White



# DIAMONDS


## 50mm plain Diamonds in linear pattern

2"




050LO05CP30 LIN

Linen



050LO05CP30 RSU

Pink




050LO05CP30 BEF

Dark Blue




## 50mm plain Diamonds in cubic pattern

2"





050LO05CPC30 BAS

Super White




050LO05CPC30 NOI

Black




050LO05CPC30 JAU

Yellow




## 50mm plain Diamonds in alternate pattern

2"



050LO05CPA30 NOI

Black



050LO05CPA30 ARD

Slate



050LO05CPA30 VEP

Pale Green




## 50mm Diamonds design

2"





050LO05CPA30 D001 001

Pearl Grey, Black, Super White




050LO05CPA30 D001 002

Dark Blue, Black, Super White




050LO05CPA30 D001 003

Super White, Linen, Taupe



### 50mm Diamonds design

2"




050LO05CPC30 D002 001

Black, Super White



### 50mm Diamonds design

2"



050LO05CPC30 D002 002

Blue Moon, Pearl Grey




### 50mm Diamonds design

2"



050LO05CP30 D003 001

Black, Super White




050LO05CP30 D003 002

Super White, Slate



050LO05CP30 D003 003

Taupe, Super White




### 50mm Diamonds design

2"





050LO05CP30 D004 001

Black, Pearl Grey, Super White




050LO05CP30 D004 002

Red, Pink, Super White

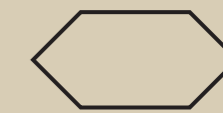


050LO05CP30 D004 003

Dark Green, Pistachio, Super White



# MOSAIC COMPOSITIONS



150 x 70 x 9mm  
9mm th.  
(6 x 2 3/4")



70mm  
9mm th.  
(2 3/4")



50mm  
9mm th.  
(2")



52mm  
9mm th.  
(2")



37mm  
9mm th.  
(1 29/64")



32mm  
9mm th.  
(1 17/64")




18mm Diameter  
3.8/9\* mm th.  
(1 5/64")

\* Increased thickness available upon request


Plain 70mm Crosses

2 3/4"



070CR09CP20 NOI

Black



070CR09CP20 ANT

Charcoal




070CR09CP20 PER

Pearl Grey




Bicolour Eclipse





ECLIPSE D001 001

Super White Star  
Black Ellipses




ECLIPSE D001 002

Dark Blue Stars  
White Ellipses




ECLIPSE D001 003

White Stars  
Old Pink Ellipses





Plain Eclipse




ECLIPSE BAU

White



ECLIPSE VEA

Australian Green




ECLIPSE BEP

Pale Blue



Bicolour Eclipse variant




ECLIPSE D002 001

Black Stars  
Super White Ellipses




ECLIPSE D002 002

White Stars  
Taupe Ellipses



ECLIPSE D002 003

White Stars  
Cognac Ellipses









FILETPECHE D001 002

### Bicolour Basket Weave





FILETPECHE D001 001

Black 50 x 23.5mm (2 x 1")  
Super White 12 x 12mm (1/2 x 1/2")



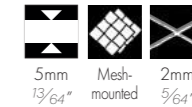
FILETPECHE D001 002

White 50 x 23.5mm (2 x 1")  
Black 12 x 12mm (1/2 x 1/2")



FILETPECHE D001 003

Dark Green 50 x 23.5mm (2 x 1")  
White 12 x 12mm (1/2 x 1/2")




### Tricolour Basket Weave




FILETPECHE D002 001

Super White and Pearl Grey  
50 x 23.5mm (2 x 1")  
Black 12 x 12mm (1/2 x 1/2")



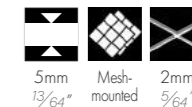
FILETPECHE D002 002

Pink and Old Pink 50 x 23.5mm (2 x 1")  
White 12 x 12mm (1/2 x 1/2")




FILETPECHE D002 003

Blue Moon and Pale Blue  
50 x 23.5mm (2 x 1")  
White 12 x 12mm (1/2 x 1/2")





## Honeycomb




NIDABELLE D001 001

Black 32mm (1 1/64") Cross  
Pale Grey 18mm (45/64") Penny Round



NIDABELLE D001 002

Dark Blue 32mm (1 1/64") Cross  
White 18mm (45/64") Penny Round




NIDABELLE D001 003

Pale Green 32mm (1 1/64") Cross  
Dark Green 18mm (45/64") Penny Round




## Reef Knot





NOEUDPLAT D001 001

Pale Green 70mm (2 3/4") Cross  
White 35mm (1 3/8") Dots




NOEUDPLAT D001 002

Pale Grey 70mm Cross (2 3/4")  
Pearl Grey 35mm (1 3/8") Dots



NOEUDPLAT D001 003

Havana 70mm (2 3/4") Cross  
White 35mm (1 3/8") Dots


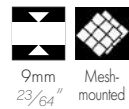


## Church





CHURCH D001 001

Black 150 x 70mm (6 x 2 3/4") Shuttle  
Super White 70mm (2 3/4") Square



CHURCH D001 002

Pearl Grey 150 x 70mm (6 x 2 3/4") Shuttle  
Charcoal 70mm (2 3/4") Square



CHURCH D001 003

Taupe 150 x 70mm (6 x 2 3/4") Shuttle  
White 70mm (2 3/4") Square




## Textile





TEXTILE D001 001

Super White 70mm (2 3/4") Cross  
Black 70mm (2 3/4") Square  
Charcoal 35mm (1 3/8") Dots




TEXTILE D001 002

Super White 70mm (2 3/4") Cross  
Blue Moon 70mm (2 3/4") Square  
Black 35mm (1 3/8") Dots



TEXTILE D001 003

White 70mm (2 3/4") Cross  
Pink 70mm (2 3/4") Square  
Black 35mm (1 3/8") Dots




Linear Tetrix



TETRIX D001 001

Black and Pearl Grey  
70mm (2 3/4") cross



TETRIX D001 002

Red and Super White  
70mm (2 3/4") cross



TETRIX D001 003

Pale Grey and Charcoal  
70mm (2 3/4") cross





Offset Tetrix




TETRIX D002 001

White and Pale Grey  
70mm (2 3/4") cross




TETRIX D002 002

Blue and Blue Moon  
70mm (2 3/4") cross



TETRIX D002 003

Dark Green and White  
70mm (2 3/4") cross



TETRIX D001 004



# DECORATED TILES



SUPER WHITE  
BLACK



150 x 150 x 9mm  
(6 x 6")



100 x 100 x 9/11\*mm  
(4 x 4")



70 x 70 x 9mm  
(2 3/4 x 2 3/4")



50 x 50 x 5 / 9\*mm  
(2 x 2")

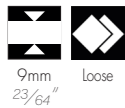


Lille



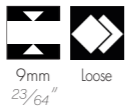
150CD09LIV 001

150 x 150mm (6 x 6") decorated tiles  
Black, Super White, Charcoal, Pearl Grey



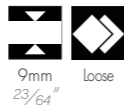
150CD09LIV 002

150 x 150mm (6 x 6") decorated tiles  
Pearl Grey, Black, Slate, Super White



150CD09LIV 003

150 x 150mm (6 x 6") decorated tiles  
Black, Super White, Pale Blue, Dark Blue

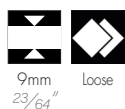


Vieux Lille




150CD09VLIV 001

150 x 150mm (6 x 6") decorated tiles  
Pearl Grey, Pale Grey, Black, Grey




150CD09VLIV 002

150 x 150mm (6 x 6") decorated tiles  
Pale Grey, Pearl Grey, Black, Super White



150CD09VLIV 003

150 x 150mm (6 x 6") decorated tiles  
Chocolate, Dark Blue, Linen, Super White



150CD09LIV 001



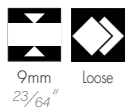


### Deauville



150CD09DEAV 001

150 x 150mm (6 x 6") decorated tiles  
Ontario, Red, Black



150CD09DEAV 002

150 x 150mm (6 x 6") decorated tiles  
Pearl Grey, Black, Super White




150CD09DEAV 003

150 x 150mm (6 x 6") decorated tiles  
Super White, Pale Blue, Dark Blue

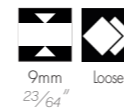


### Amsterdam




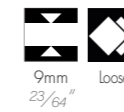
150CD09AMSV 001

150 x 150mm (6 x 6") decorated tiles  
Black, Yellow, Super White, Pale Blue



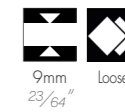
150CD09AMSV 002

150 x 150mm (6 x 6") decorated tiles  
Pistachio, Charcoal, White, Slate




150CD09AMSV 003

150 x 150mm (6 x 6") decorated tiles  
Charcoal, Super White, Black, Pale Grey



### Bruxelles



150CD09BRUY 001

150 x 150mm (6 x 6") decorated tiles  
Super White, Black



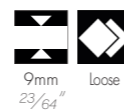
150CD09BRUY 002

150 x 150mm (6 x 6") decorated tiles  
Green, Super White



150CD09BRUY 003

150 x 150mm (6 x 6") decorated tiles  
Blue, White


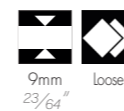


### Séville



150CD09SEW 001

150 x 150mm (6 x 6") decorated tiles  
Slate, Super White, Black



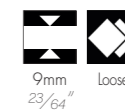
150CD09SEW 002

150 x 150mm (6 x 6") decorated tiles  
Dark Blue, Black, Pearl Grey




150CD09SEW 003

150 x 150mm (6 x 6") decorated tiles  
Green, Blue Moon, Black






Zurich



150CD09ZURY 001

150 x 150mm (6 x 6") decorated tiles  
Black, Charcoal



150CD09ZURY 002

150 x 150mm (6 x 6") decorated tiles  
Yellow, Black



150CD09ZURY 003

150 x 150mm (6 x 6") decorated tiles  
Green, Super White

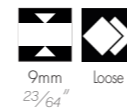


Berlin



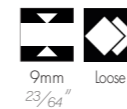
150CD09BERY 001

150 x 150mm (6 x 6") decorated tiles  
Super White, Pearl Grey, Black



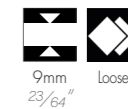
150CD09BERY 002

150 x 150mm (6 x 6") decorated tiles  
Pearl Grey, Black, Charcoal



150CD09BERY 003

150 x 150mm (6 x 6") decorated tiles  
Super White, Dark Blue, Blue Moon




Lomme




150CD09LOMV 001

150 x 150mm (6 x 6") decorated tiles  
Super White, Pearl Grey, Black



150CD09LOMV 002

150 x 150mm (6 x 6") decorated tiles  
Pale Grey, Charcoal, Black



150CD09LOMV 003

150 x 150mm (6 x 6") decorated tiles  
Dark Blue, Black, Pearl Grey


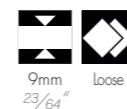


Madrid



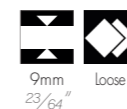
150CD09MADV 001

150 x 150mm (6 x 6") decorated tiles  
Black, Super White



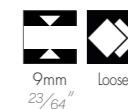
150CD09MADV 002

150 x 150mm (6 x 6") decorated tiles  
Dark Green, Pearl Grey



150CD09MADV 003

150 x 150mm (6 x 6") decorated tiles  
Super White, Yellow



# ENCAUSTICS

## Colour customisation

Every part of the tiles on this page can be customised using the plain colour range. Customised product pictures showing your selected colours are available on request.

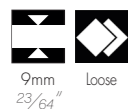
## Pattern creation or reproduction

We can offer much more than just the tiles shown in this catalogue, feel free to send us your requests to reproduce existing patterns. Entirely new patterns can also be created!


### 50 x 50mm (2 x 2")



### 70 x 70mm (2 3/4 x 2 3/4")



### 100 x 100mm (4 x 4")



### 150 x 150mm (6 x 6")







## A history of Victorian floors

Emblematic of Victorian architecture from the 1860s, geometric tile floors became increasingly popular as they began to appear in large Victorian villas, public and religious buildings in the United Kingdom, so much so that by the 1890s, tiled floors and hallways had become an essential element of the most ordinary Victorian houses from Dover to Edinburgh.

The sign of ancestral know-how, many tiled geometric floors have survived over 150 years of wear and are as splendid today as when they were first laid.

Specialised in the restoration of these century-old floors, Winckelmans proposes an authentic range in the continuity of period production by its colours, finishes and formats, and contributes to perpetuating this heritage.

## Important information



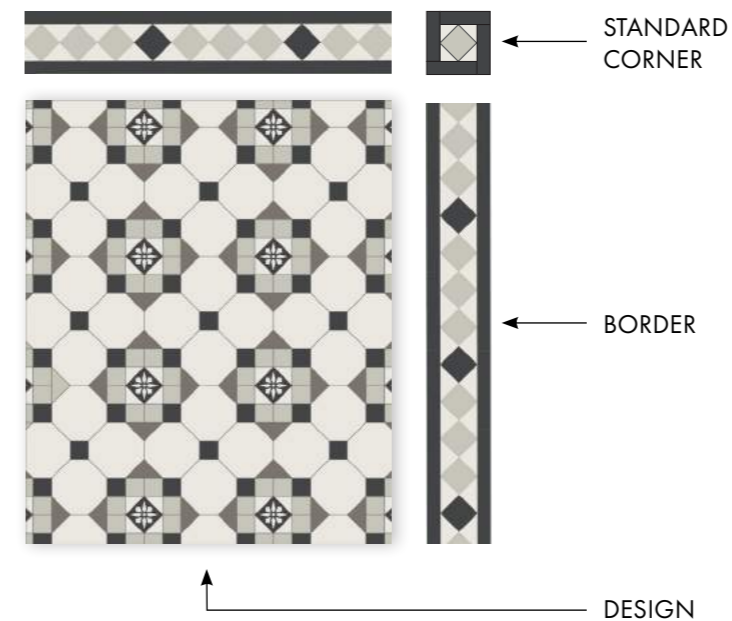
### Pre-assembled modules

All our designs and borders are supplied in pre-assembled modules to make laying easier.

### No standard grout space

As our designs and borders are prepared edge to edge and supplied without a standard grout width, they may not be suitable for all types of project. Please note that the use of a grout is still needed to fill even the tiniest spaces between the individual tiles.

## How to create a Victorian design



STANDARD CORNER

### 1. DESIGNS

Choose a design (pages 112 to 131).

### 2. BORDER

Choose a border (pages 132 to 137).

### 3. ANGLE

Choose a standard corner of the same width as the border (page 136).

*Important note: The use of standard corners is strongly recommended for more flexibility when laying.*

DESIGN





### Annandale



TANNANDALE 001

Black, Pale Grey, Charcoal, Super White  
ENC06 Black background, White pattern




TANNANDALE 002

Dark Green, Green, White, Black  
ENC06 Dark Green background, White pattern



TANNANDALE 003

Dark Blue, Blue, Super White, Black  
ENC06 Dark Blue background, White pattern




### Bristol




TBRISTOL 001

Super White, Black, Pearl Grey  
ENC15 Super White background, Black pattern




TBRISTOL 002

Blue Moon, Black, Super White  
ENC15 Super White background, Blue moon pattern



TBRISTOL 003

Pink, Pale Blue, Super White  
ENC15 Super White background, Pink pattern




### Brighton



TBRIGHTON 001

Black, Pale Grey, Pearl Grey  
ENC06 White background, Black pattern  
ENC13 White background, Black, Pearl Grey pattern



TBRIGHTON 002

Super White, Charcoal, Pale Grey  
ENC06 Black background, White pattern  
ENC13 Black background, Super White, Pale Grey pattern




TBRIGHTON 003

Red, Linen, White  
ENC06 Grey background, Black pattern  
ENC13 Grey background, Black, Super White pattern



### Chelsea




TCHELSEA 001

Charcoal, Linen, Black, Super White  
ENC09 Super White background, Black pattern




TCHELSEA 002

Charcoal, Black, Super White, Pearl Grey  
ENC09 Super White background, Black pattern



TCHELSEA 003

Dark Green, Pale Green, Black, Super White  
ENC09 Black background, Super White pattern




### Coventry



TCOVENTRY 001

Slate, Black, White



TCOVENTRY 002

Super White, Black, Pearl Grey



TCOVENTRY 003

Green, Super White, Pearl Grey




### Fernworthy (large size)




TFERNWORTHY150 001

Super White 150 x 150mm (6 x 6")  
Pearl Grey 150 x 50mm (6 x 2")  
Charcoal 50mm (2") Dots




TFERNWORTHY150 002

Super White 150 x 150mm (6 x 6")  
Black 150 x 50mm (6 x 2")  
Slate 50mm (2") Dots



TFERNWORTHY150 003

Black 150 x 150mm (6 x 6")  
Dark Green 150 x 50mm (6 x 2")  
Super White 50mm (2") Dots



### Cornwall



TCORNWALL 001

Black, Super White, Pearl Grey, Slate  
ENC06 Black background, Super White pattern



TCORNWALL 002

Super White, Black, Slate, Pearl Grey  
ENC06 Black background, Super White pattern



TCORNWALLS 001

Red, Black, Pearl Grey, Linen,  
Super White



### Fernworthy (small size)



TFERNWORTHY100 001

Dark Green 100 x 100mm (4 x 4")  
Green 100 x 50mm (4 x 2")  
Super White 50mm (2") Dots



TFERNWORTHY100 002

Black 100 x 100mm (4 x 4")  
Pale Green 100 x 50mm (4 x 2")  
Super White 50mm (2") Dots



TFERNWORTHY100 003

Pale Green 100 x 100mm (4 x 4")  
White 100 x 50mm (4 x 2")  
Yellow 50mm (2") Dots



## Glasgow



TGLASGOW 001

Super White, Charcoal, Pearl Grey, Black  
ENCO6 Black background,  
Super White pattern



TGLASGOW 002

Slate, Super White, Black, Pearl Grey  
ENCO6 Black background,  
Super White pattern



TGLASGOWS 001

Black, Pearl Grey, Charcoal,  
Super White




## Leeds




TLEEDS100 001

White, Black




TLEEDS100 002

Dark Green, Pistachio



TLEEDS100 003

Pink, White



TGLASGOW 003




## Liverpool




TLIVERPOOL.001

Slate, Black, Super White  
ENC14 Black background,  
Super White pattern



TLIVERPOOL.002

Parma, Super White, Slate  
ENC14 Slate background,  
Super White pattern



TLIVERPOOL.003

Blue, White, Dark Blue  
ENC14 Dark Blue background,  
Super White pattern




## Newcastle



TNEWCASTLE.001

Black, Pearl Grey, Super White  
ENC09 Black background,  
Super White pattern



TNEWCASTLE.002

Yellow, Black, Pearl Grey, Super White  
ENC09 Black background,  
Super White pattern



TNEWCASTLE.003

Red, Black, Super White, Pearl Grey  
ENC09 Black background,  
Super White pattern




## London




TLONDRES070.001

Super White, Black, Grey



TLONDRES070.002

Super White, Charcoal, Pale Grey




TLONDRES070.003

White, Pink, Pistachio




## Nottingham




TNOTTINGHAM.001

Black, Charcoal, Super White  
ENC06 Black background,  
Super White pattern




TNOTTINGHAM.002

Super White, Black, Grey  
ENC06 Super White background,  
Black pattern



TNOTTINGHAM.003

Red, Black, Super White, Cognac




### Petersham



TPETERSHAM 001

Yellow, Black, Dark Green, Old Pink  
ENC11 Black background, Yellow pattern



TPETERSHAM 002

Super white, Black, Pearl Grey, Blue Moon  
ENC11 Black background,  
Super White pattern



TPETERSHAM 003

Super White, Dark Green, Pearl Grey,  
Black




### Shrewsbury




TSHREWSBURY 001

Super White, Black, Charcoal, Pearl  
Grey




TSHREWSBURY 002

Dark Blue, Super White, Blue, Blue Moon



TSHREWSBURY 003

Old Pink, White, Red, Black




### Sheffield



TSHEFFIELD 001

Black, Super White, Slate, Pearl Grey



TSHEFFIELD 002

Blue Moon, Super White, Blue, Black




TSHEFFIELD 003

Pistachio, White, Black, Super White



### Swansea




TSWANSEA 001

Pearl Grey, Super White, Black




TSWANSEA 002

Australian Green, White, Black




TSWANSEA 003

Old Pink, White, Yellow




## Windsor




TWINDSOR 001

Super White, Slate, Black  
ENCO6 Super White background,  
Black pattern



9mm Mesh- 0mm  
23/64" mounted 0"



TWINDSOR 002

Super White, Cognac, Yellow, Black  
ENCO6 Super White background,  
Black pattern




9mm Mesh- 0mm  
23/64" mounted 0"



TWINDSORS 001

Black, Pale Grey, White,  
Charcoal



9mm Mesh- 0mm  
23/64" mounted 0"

## Baltimore



TBALTIMORE 001

Pale Grey 150 x 150mm (6 x 6")  
White and Black 50mm (2") Dots



9mm Mesh- 0mm  
23/64" mounted 0"



TBALTIMORE 002

Pale Green 150 x 150mm (6 x 6")  
Dark Green and Super White  
50mm (2") Dots

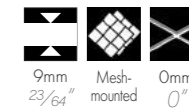


9mm Mesh- 0mm  
23/64" mounted 0"



TBALTIMORE 003

Taupe 150 x 150mm (6 x 6")  
Ontario and Super White  
50mm (2") Dots




9mm Mesh- 0mm  
23/64" mounted 0"

## Woollahra



TWOOLLAHRA 001

Charcoal, Pale Grey, Black, Super White  
ENC11 and 09 Super White background,  
Pale Grey pattern



9mm Mesh- 0mm  
23/64" mounted 0"



TWOOLLAHRA 002

Dark Green, Black, Super White, Pearl Grey  
ENC11 and 09 Super White background,  
Dark Green pattern



9mm Mesh- 0mm  
23/64" mounted 0"



TWOOLLAHRAS 001

Pistachio, Slate, Pink, Super White



9mm Mesh- 0mm  
23/64" mounted 0"

## Chicago



TCHICAGO 001

Black, Pearl Grey and Super White  
50mm (2") Dots




9mm Mesh- 3mm  
23/64" mounted 1/8"



TCHICAGO 002

Pearl Grey, Super White and Black  
50mm (2") Dots




9mm Mesh- 3mm  
23/64" mounted 1/8"



TCHICAGO 003

Dark Green, Pistachio and White  
50mm (2") Dots



9mm Mesh- 3mm  
23/64" mounted 1/8"





THOUSTON 001




### Detroit



TDETROIT 001

Black, Pale Grey, Charcoal, Super White




TDETROIT 002

Pistachio, Black, Super White, Dark Green



TDETROIT 003

White, Black, Super White, Charcoal




### Houston




THOUSTON 001

Grey, Super White, Yellow




THOUSTON 002

Black, Super White, Red



THOUSTON 003

Black, Pearl Grey, Super White







## Pittsburgh




TPITTSBURGH 001

Black, Super White, Pale Grey



TPITTSBURGH 002

Dark Green, Super White, Green



TPITTSBURGH 003

White, Black, Yellow



## Phoenix





TPHOENIX 001

Black 150mm (6") octagons  
Super White and Pearl Grey  
50 x 50 x 70mm (2 x 2 x 2 3/4") triangles



TPHOENIX 002

Super White 150mm (6") octagons  
Pearl Grey and Charcoal  
50 x 50 x 70mm (2 x 2 x 2 3/4") triangles



TPHOENIX 003

Dark Green 150mm (6") octagons  
Green and Pistachio  
50 x 50 x 70mm (2 x 2 x 2 3/4") triangles



## Philadelphia




TPHILADELPHIE100 001

Charcoal 100 x 100mm (4 x 4")  
Black and Super White  
70 x 70 x 100mm triangles (2 3/4 x 2 3/4 x 4")



TPHILADELPHIE100 002

Pearl Grey 100 x 100mm (4 x 4")  
Black and Super White  
70 x 70 x 100mm triangles (2 3/4 x 2 3/4 x 4")



TPHILADELPHIE100 003

Blue 100 x 100mm (4 x 4")  
Black and Super White  
70 x 70 x 100mm triangles (2 3/4 x 2 3/4 x 4")



## San Francisco




TSANFRANCISCO070 001

Super White, Charcoal, Pearl Grey,  
Black




TSANFRANCISCO070 002

Super White, Linen, Ontario, Grey



TSANFRANCISCO070 003

White, Blue, Dark Blue, Blue Moon



Seattle



TSEATTLE 001

Black, Super White, Pearl Grey



TSEATTLE 002

White, Blue, Dark Blue



TSEATTLE 003

Dark Green, Pale Green, White




Washington



TWASHINGTON050 001

Black, Super White, Taupe



TWASHINGTON050 002

Black, Pale Grey, Ontario



TWASHINGTON050 003

Super White, Blue Moon, Pale Blue



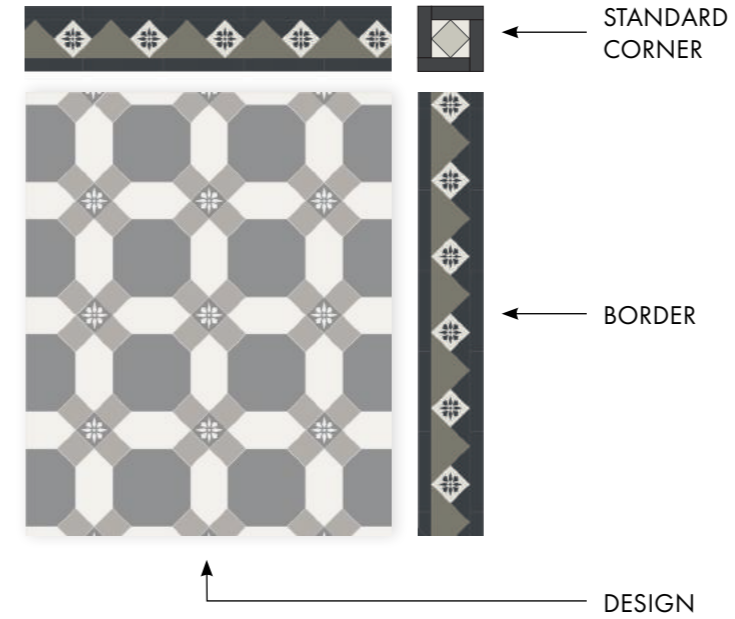


SUPER WHITE  
BLACK



## How to compose a Victorian border

### OPTION A: BORDER WITH STANDARD CORNER



#### BENEFITS

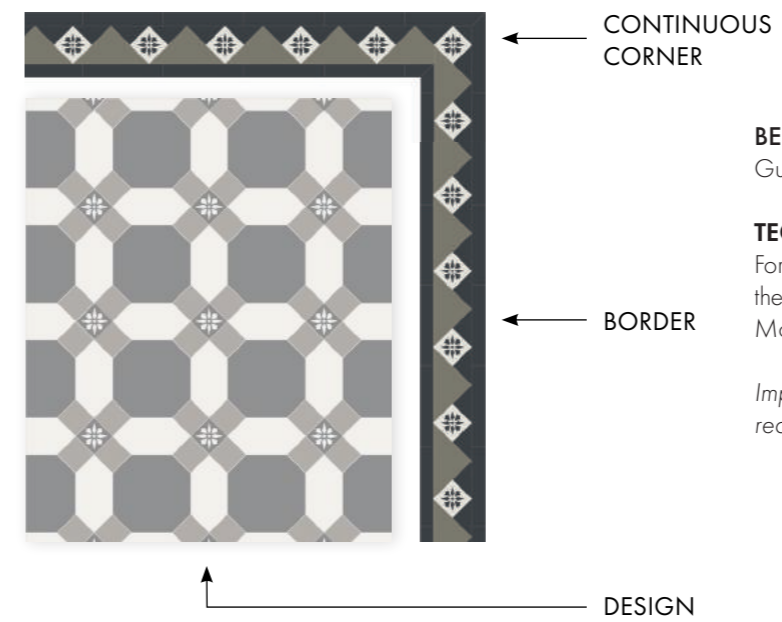
Makes it possible to adapt the border to any size design.

#### TECHNICAL CONSTRAINTS

Requires cutting the border on each side of the corner.

*Important note: The use of standard corners is strongly recommended for more flexibility when laying.*

### OPTION B: BORDER WITH CONTINUOUS CORNER



#### BENEFITS

Guarantees border continuity all around the design.

#### TECHNICAL CONSTRAINTS

For the corners to be harmonious in every corner, adjusting the dimensions of the central design is almost always required. More technical to lay than with standard joints.

*Important note: The use of standard corners is strongly recommended for more flexibility when laying.*



## VICTORIAN BORDERS (9MM THICK)


23/64"

### Annandale



FANNANDALE

Black, Pearl Grey, Dark Green, Green  
Width 120mm (4 23/32")



### Brighton



FBRIGHTON

Blue Moon, Blue, White  
Width 120mm (4 23/32")



### Simple Glasgow



FGLASGOWS

Black, Super White, Charcoal  
Width 120mm (4 23/32")




### Houston




FHOUSTON

Grey, Yellow, Super White, Black  
Width 190mm (7 3/64")




### Bristol



FBRISTOL

Black, White, Red  
ENC15 Black background, White pattern  
Width 150mm (6")



### Cavendish



FCAVENDISH

Black, Super White, Charcoal  
Width 120mm (4 23/32")



### Liverpool



FLIVERPOOL

Black, Red, Grey  
ENC06 Black background, Grey pattern  
Width 150mm (6")

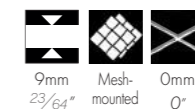


### Newcastle



FNEWCASTLE

Black, Pale Grey, Super White, Dark Green  
ENC09 Black background, Super White pattern  
Width 150mm (6")




### Chelsea



FCHelsea

Ivory, Yellow, Black  
Width 100mm (4")




### Chicago



FCHICAGO

Black, Grey, White  
Width 100mm (4")



### Nottingham



FNOTTINGHAM

Black, Grey, Super White  
ENC06 Super White background, Black pattern  
Width 120mm (4 23/32")



### Simple Nottingham



FNOTTINGHAMS

Black, Grey, Super White  
Width 120mm (4 23/32")



### Detroit



FDETROIT

Blue Moon, Super White, Pearl Grey  
Width 120mm (4 23/32")



### Glasgow



FGLASGOW

Black, Super White, Charcoal  
ENC06 Black background, Super White pattern  
Width 120mm (4 23/32")



### Petersham




FPETERSHAM

Dark Green, Yellow, Black  
Width 150mm (6")



### Phoenix



FPHOENIX

Pistachio, Green, Dark Green  
Width 150mm (6")



San Francisco



Black, Super White, Charcoal, Pearl Grey  
Width 150mm (6")



FSANFRANCISCO

Sheffield




Dark Blue, Blue Moon, Yellow, Super White, Black  
Width 260mm (10 15/64")




FSHEFFIELD

Swansea



Black, Dark Blue, Super White, Pale Blue, Pearl Grey  
Width 150mm (6")



FSWANSEA

Washington



Black, Pale Grey, Super White  
Width 150mm (6")




FWASHINGTON

Wellington



Black, Super White, Cognac  
Width 120mm (4 23/32")




FWELLINGTON

Windsor



Pearl Grey, Black, Pale Grey  
Width 150mm (6")

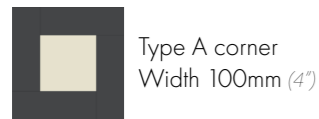


FWINDSOR

STANDARD CORNERS FOR VICTORIAN BORDERS



100AF09CP00A  
120AF09CP00A  
150AF09CP00A



Type A corner  
Width 100mm (4")



Type B corner  
Width 100mm (4")



Type A corner  
Width 120mm (4 23/32")



Type B corner  
Width 120mm (4 23/32")



Type C corner  
Width 120mm (4 23/32")



Type A corner  
Width 150mm (6")



Type B corner  
Width 150mm (6")



Type C corner  
Width 150mm (6")


BORDERS FOR MOSAICS (3.8MM THICK)

5/32"

Design

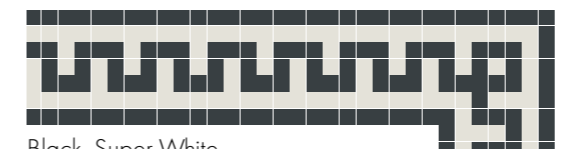


Red, Super White  
Width 66mm (2 19/32")



020CA04FRCCF20 D001

Design




Black, Super White  
Width 154mm (6 1/16")



020CA04FRGCF20 D001

Design

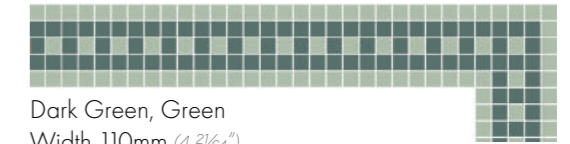


Old Pink, Black, Super White  
Width 242mm (9 17/32")

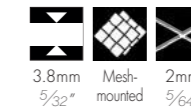


020CA04FRKCF20 D001

Design

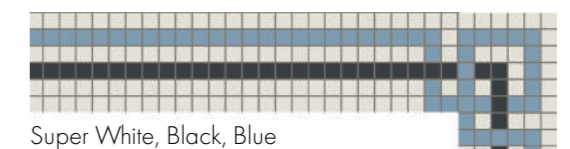


Dark Green, Green  
Width 110mm (4 23/64")

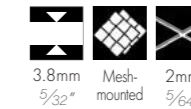


020CA04FRCCF20 D001

Design




Super White, Black, Blue  
Width 132mm (5 13/64")




020CA04FRCCF20 D002

Design



Dark Green, Super White  
Width 176mm (6 59/64")



020CA04FRHCF20 D001






138

139



## 20 x 20mm Mosaic letters

¾ x ¾"





Super White background  
Black letters




3.8mm Mesh 2mm R10 C  
5/32" mounted 5/64"

## 35 x 35mm Dots and 35 x 35 x 50mm Triangles lettering

1 ⅜ x 1 ⅜" Dots and 1 ⅜ x 1 ⅜ x 2" Triangles



Black background  
Super White letters



9mm Mesh 3mm  
23/64" mounted 1/8"

## For unique projects

### Customised service for your most specific needs

We support you throughout your project, from basic computerised simulations through to projects that require the precision and know-how of mosaic specialists. Whether it be for a genuinely unique tiles, assemblies or mosaics, we employ our teams' creativity to design your product.

### Extreme customisation

Thanks to our flexibility and traditional production methods, we can meet your format, texture, colour and thickness customisation requirements.



# LAYING AND MAINTENANCE ADVICE

## Phase 1: Check the tiles

To get a consistent result, open several boxes, take a few sheets without choosing and place them randomly (unless there is a specific design with numbered sheets).

No claims will be accepted once the tiles have been laid. All claims must be made before laying has started.

## Phase 2: Bonding

To correctly lay our tiles, they must be laid on a clean, perfectly smooth surface that is free of all infiltrated humidity, using a mortar that is suitable for the surface and for unglazed tiles.

Product to use: Adhesive mortar suitable for unglazed tiles.

## Phase 3: Grouting

Once the mortar is perfectly dry, apply grouting suitable for unglazed tiles and leave to dry.

This can be carried out in several steps to make sure the joints are properly filled (in particular to compensate for cement grouting shrinkage).

Coloured and black grouting present a risk of staining the tiles and are not recommended.

Products to use: Grey cement or epoxy grouting suitable for unglazed tiles.

## Phase 4: Clean the cement haze (24 hours after grouting)

The tiles are covered with a whitish haze immediately after being laid. This is usually excess haze from the cement used for grouting. This residue is cleaned off using acid products and a mechanical treatment.

### Method:

- Sweep the surface and remove the most significant residue.
- Wet the joints.
- Spread the product over part of the surface area (zone treatment). Leave to work for a few minutes.
- Rub the floor.
- Generously rinse with water (several times if necessary) to neutralise the product and collect the cement particles.

Products to use: Cement haze cleaner suitable for unglazed tiles (available from Winckelmans).

## Phase 5: Apply stain prevention waterproofing

This step comes after the tiling has been laid and only on perfectly clean and dry tiles (it is essential to have cleaned off the cement haze beforehand). It is essential for highly exposed area such as showers or kitchen splashboards as well as for tiles laid outdoors in order to prevent staining products (grease, ink, etc.) from penetrating the pores.

For the best protection, we recommend applying a new coat of waterproofing every 5 years.

Product to use: Special earthenware waterproofing (available from Winckelmans).

## REGULAR MAINTENANCE

The purpose of regularly maintaining tiles is to keep the tiling's original appearance for as long as possible. To achieve that, sufficiently regular cleaning is required. The choice of product and the water quality, which should preferably be soft, will have an effect on tile cleanliness. Usually, linseed oil or black soap based products, which are sources of floor soiling, should not be used.

Product to use: Cleaning product suitable for unglazed tiles (available from Winckelmans).

Do not use: Black soap and linseed oil based products (they soil the tile) and HF hydrofluoric acid based products (they damage the tiles).

## Maintenance products

### CEMENTITIOUS GROUT HAZE REMOVER



### TILE SEALER



### CLEANSER



Read the laying and maintenance advice section opposite for more information on how to use the three above products.





# TECHNICAL DATA



Standards	Requirements as per the EN ISO 14411 standard: - Annex G, dry pressed ceramic tiles of low water absorption from group B1a (Eb ≤ 0.5%) - Annex H, dry pressed ceramic tiles of low water absorption from group B1b (0.5 < Eb ≤ 3%) Tests carried out in compliance with the EN ISO 10545 standard section 1-16
-----------	---

Sizing	Length and width	Acceptable difference between the average dimension of each tile and the manufacturing size	N < 7 cm (2 3/4")	± 0.5mm (1/64")	ISO 10545-2
			7 cm (2 3/4") ≤ N < 15 cm (6")	± 0.9mm (1/32")	
			N ≥ 15 cm (6")	± 0.6% with a maximum of ± 2.0mm (5/64")	
	Thickness	Acceptable difference between the average thickness of each tile and the production thickness	N < 7 cm (2 3/4")	± 0.5mm (1/64")	
			7 cm (2 3/4") ≤ N < 15 cm (6")	± 0.5mm (1/64")	
			N ≥ 15 cm (6")	± 0.6% with a maximum of ± 2.0mm (5/64")	
	Edge straightness	Maximum acceptable straightness difference compared to the manufacturing sizes	7 cm (2 3/4") ≤ N < 15 cm (6")	± 0.75mm (1/32")	
			N ≥ 15 cm (6")	± 0.5% with a maximum of ± 1.5mm (1/16")	
	Angularity	Maximum acceptable angularity difference compared to the manufacturing sizes	7 cm (2 3/4") ≤ N < 15 cm (6")	± 0.75mm (1/32")	
			N ≥ 15 cm (6")	± 0.5% with a maximum of ± 2.0mm (5/64")	
	Surface flatness	Central curve compared to the diagonal, calculated from the manufacturing sizes	7 cm (2 3/4") ≤ N < 15 cm (6")	± 0.75mm (1/32")	
			N ≥ 15 cm (6")	± 0.5% with a maximum of ± 2.0mm (5/64")	
Lateral curve compared to the manufacturing sizes		7 cm (2 3/4") ≤ N < 15 cm (6")	± 0.75mm (1/32")		
		N ≥ 15 cm (6")	± 0.5% with a maximum of ± 2.0mm (5/64")		
Deformation compared to the diagonal calculated using the manufacturing sizes	7 cm (2 3/4") ≤ N < 15 cm (6")	± 0.75mm (1/32")			
	N ≥ 15 cm (6")	± 0.5% with a maximum of ± 2.0mm (5/64")			
Anti-slip properties	Bare feet	12x12mm (1/2x1/2"); 20x20mm (3/4x3/4"); 50x50mm (2x2"); anti-slip 50x50mm (2x2"); R11 100x100mm (4x4"); R12 100x100mm (4x4"); R12 150x150mm (6x6"); 25mm hexagon (1"); 50mm hexagon (2"); 150mm hexagon (6"); 100mm octagon (4") + 35mm dot (1 3/8")	C	DIN 51097	
		100x100mm (4x4"); 150x150mm (6x6"); 200x200mm (7 7/8x7 7/8"); 100mm hexagon (4"); 150mm octagon (6") + 50mm dot (2")	B		
	Wearing footwear	200x200mm (7 7/8x7 7/8"); 150mm hexagon (6")	R9	DIN 51130	
		12x12mm (1/2x1/2"); 20x20mm (3/4x3/4"); 50x50mm (2x2"); 50x50mm structure (2x2"); 100x100mm (4x4"); 150x150mm (6x6"); 25mm hexagon (1"); 50mm hexagon (2"); 100mm Hexagon (4"); 100mm octagon (4") + 35mm dot (1 3/8"); 150mm octagon (6") + 50mm dot (2")	R10		
		R11 anti-slip 100x100mm (4x4")	R11		
		R12 anti-slip 100x100mm (4x4"); R12 150x150mm (6x6")	R12		
Water drainage volume	R10 anti-slip 50x50mm (2x2")	V8	DIN 51130		
	R10 anti-slip 100x100mm (4x4"); R12 anti-slip 100x100mm (4x4"); R12 anti-slip 150x150mm (6x6")	V6			
Breaking strength	Bending breaking load	Thickness ≥ 7.5mm (9/64")	F ≥ 1100 N	EN ISO 10545-4	
		Thickness < 7.5mm (9/64")	F ≥ 700 N		
	Breaking strength	Minimum 32 N/mm <sup>2</sup>		EN ISO 10545-4	
Frost resistance	No alterations to the appearance visible to the naked eye after 100 freeze-thaw cycles.			EN ISO 10545-12	
Chemical resistance	Resistance to low concentrations of acids and bases		Class: 3	EN ISO 10545-13	
	Resistance to high concentrations of acids and bases		Class: 3		
Stain resistance	Resistance to staining agents that leave a mark		Class: 2	EN ISO 10545-14	
	Resistance to staining agents with chemical/oxidising actions		Class: 2		
Volatile Organic Compounds	None				





## UPEC rating presentation

Most of our tiles have a UPEC rating making it possible to identify the technical specifications and compatibility depending on different uses. This UPEC rating, which is optional and obtained through a voluntary approach, is intended to guide professionals in their flooring recommendations.

### Premise and product rating

Every housing, commercial or public (such as stations, airports, hospitals) building has a UPEC rating broken down as follows:

– **U**: indicates the wear caused by walking and standing resulting in abrasion, soiling, scratching or a change in surface appearance.

The U rating varies from 2 (least resistance) to 4 (very high resistance suitable for public areas, shopping malls, station halls, etc.).

– **P**: indicates the mechanical effects due to the presence, movement and use of static or mobile furniture and the risk of more or less heavy falling items.

The P rating varies from 2 (premises in which falling items are occasional and low intensity) to 4s (highest resistance).

– **E**: indicates the tiling performance in contact with water, in particular relative to handling and maintenance activities.

The E rating varies from 1 (occasional presence of water) to 3 (frequent and/or extended presence of water).

– **C**: indicates the resistance to domestic chemical and staining agents that can have an impact on durability and can, for example, cause indelible stains.

The C rating can vary from 0 (minimum risk environment but never risk-free) to 2 (frequent contact with chemical or staining products).

The "Notice sur le Classement U.P.E.C. des locaux" document (Cahiers du CSTB n° 3782), can be viewed at the following address <https://evaluation.cstb.fr/doc/classement/upec/e-cahier-3782-v2.pdf>, and gives a summary of all the premise rating tables.

## UPEC rating per product

Format	Dimensions	Thickness	UPEC rating
Square	12 x 12mm (1/2 x 1/2")	3.8mm (5/32")	U4 P3 E3 C2
Square	20 x 20mm (3/4 x 3/4")	3.8mm (5/32")	U4 P3 E3 C2
Square	35 x 35mm (1 3/8 x 1 3/8")	9mm (23/64")	U4 P3 E3 C2
Square	50 x 50mm (2 x 2")	5mm (13/64")	U4 P3 E3 C2 ; U4 P3 E3 C1 <sup>(1)</sup>
Square	50 x 50mm (2 x 2")	9mm (23/64")	U4 P3 E3 C2
Square	100 x 100mm (4 x 4")	9mm (23/64")	U4 P4+ E3 C2 ; U4 P4 E3 C1 <sup>(2)</sup> ; U4 P4+ E3 C2 <sup>(2)</sup>
Square	100 x 100mm (4 x 4")	11mm (7/8")	U4 P4S E3 C2 ; U4 P4+ E3 C1 <sup>(4)</sup>
Square	150 x 150mm (6 x 6")	9mm (23/64")	U4 P4+ E3 C2 ; U4 P4+ E3 C1 <sup>(5)</sup>
Square	200 x 200mm (7 7/8 x 7 7/8")	9mm (23/64")	U4 P4+ E3 C2 ; U4 P4+ E3 C1 <sup>(4)</sup>
Square one round edge R10	50 x 50mm (2 x 2")	5mm (13/64")	U4 P3 E3 C2 ; U4 P3 E3 C1 <sup>(1)</sup>
Square one round edge R10	100 x 100mm (4 x 4")	9mm (23/64")	U4 P4+ E3 C2 ; U4 P4 E3 C1 <sup>(2)</sup> ; U4 P4+ E3 C1 <sup>(1)</sup>
Square anti-slip one round edge R10	50 x 50mm (2 x 2")	5mm (13/64")	U4 P3 E3 C2 ; U4 P3 E3 C1 <sup>(1)</sup>
Square anti-slip one round edge R10	100 x 100mm (4 x 4")	9mm (23/64")	U4 P4+ E3 C2 ; U4 P4 E3 C2 <sup>(2)</sup> ; U4 P4+ E3 C1 <sup>(1)</sup>
Square anti-slip R10	50 x 50mm (2 x 2")	5mm (13/64")	U4 P3 E3 C2 ; U4 P3 E3 C1 <sup>(1)</sup>
Square anti-slip R10	100 x 100mm (4 x 4")	9mm (23/64")	U4 P4+ E3 C2 ; U4 P4 E3 C2 <sup>(2)</sup> ; U4 P4+ E3 C1 <sup>(3)</sup>
Hexagon	50mm (2")	5mm (13/64")	U4 P3 E3 C2 ; U4 P3 E3 C1 <sup>(1)</sup>
Hexagon	150mm (6")	9mm (23/64")	U4 P4+ E3 C2 ; U4 P4+ E3 C1 <sup>(6)</sup>
Octagon	100mm (4")	9mm (23/64")	U4 P4+ E3 C2 ; U4 P4+ E3 C1 <sup>(7)</sup>
Octagon	150mm (6")	9mm (23/64")	U4 P4+ E3 C2 ; U4 P4+ E3 C1 <sup>(8)</sup>
Rectangle	50 x 23.5mm (2 x 1")	5mm (13/64")	U4 P3 E3 C2 ; U4 P3 E3 C1 <sup>(10)</sup>
Step tread	50 x 50mm (2 x 2")	5mm (13/64")	U4 P3 E3 C2 ; U4 P3 E3 C1 <sup>(1)</sup>
Step tread	100 x 100mm (4 x 4")	9mm (23/64")	U4 P4+ E3 C2 ; U4 P4 E3 C2 <sup>(9)</sup> ; U4 P4+ E3 C1 <sup>(1)</sup>

(1) Colours: BAU ; PYR

(2) Colours: 503; 504; 506; 507; 510

(3) Colours: BAU; ONT; PYR

(4) Colour: VEU

(5) Colours: ONT; VEU

(6) Colours: BAU; ONT; VEU; PYR

(7) Colour: ONT

(8) Colours: ONT; PYR

(9) Colours: 503; 506; 507; 510

(10) Colours: BAU; RSV

As UPEC certification is a voluntary and optional procedure, the table above only features our UPEC certified formats. The detail of our UPEC ratings is available online at <https://webapp.cstb.fr/upec-ceramique/>



# IMPORTANT INFORMATION

## Size variations

As our tiles belong to the dry pressed tile with low water absorption family, their size can vary according to the tolerances defined by the approved organisations (Cahier du CSTB and applicable EN 14411 standard). As a result, it is essential to provide for a grout width of 2 to 3mm for all our tiles supplied loose, with possible adjustments needed due to this constraint.

## Storage

All packages must be stored away from humidity, in particular mosaics assembled with frontpaper to preserve their adhesive properties. Returns will not be accepted for packages previously exposed to humidity.

## Grouting recommendations

It is strongly recommended to plan for a 2 to 3mm ( $\frac{5}{64}$ " to  $\frac{1}{8}$ ") grout space between the different tiles which should be filled with a grey cement based grouting product. Coloured grouting products (in particular black) are strongly advised against due to the risk of stains.

## Use of a sealer product

This operation must be done after the tiles have been installed and only on perfectly clean and dry tiles (with all cementitious grout haze removed). It is necessary for all highly exposed areas such as showers, kitchen splashbacks and for all outside projects to make sure no stain appears over time.

## Outdoor use

Our tiles are perfectly suitable for outdoor use (hot or cold and dry or wet environments). Refer to the technical data sheet for more information.

## Tile colours and shades

Our tiles are made of natural products, especially clay, and shades may therefore vary from one batch to another. To ensure that you receive tiles of a same shade, we suggest that you place a single order only for one and the same surface area.

If, however, you need a specific shade, please contact our Sales Department to check availability.

As accessories and tiles are produced differently, slight variations in shade may be noted.

## Samples

We supply samples to help you make your choice. Feel free to contact us to get a colour chart or a specific sample. Sample shades, even though close, may vary slightly compared to the delivered product (see Tile colours and shades above).

## Acknowledgements

- Alessio Mei
- Atelier Jeanne Dumont (@atelierjeannedumont)
- Bertrand Monfait (www.bertrandmb.fr)
- Bob Reinjnders (@bob.photographer)
- Boys Play Nice (@boysplaynice)
- Chambre Noire (@chambre noire.studio)
- Dagmar Stepanova (@formafatal)
- Eclat Korea Séoul (@eclatkorea\_official)
- Eyedoll (@eyedollfactory)
- Florence Girod (@florence.girod)
- Getaz (www.getaz-miauton.ch)
- Gloria Jurado (@gloriajurado\_)
- Intercodam Amsterdam (@intercodam)
- Karine Lewkowicz (@karinelewkowicz)
- Nicolas Thermed (@nicolas\_thermed)
- Olde English Tiles Sydney (@oldeenglishitiles)
- Olivier Loirat (www.villacoteplateau.com)
- Signature (@signaturemobilieretdecoration)
- Vincent Lopes-Demay
- Yachar Bouhaya (@yacharbouhaya)

# NOTES

---

---

---

---

---

---

---

---

---

---

---

---

---

---

---

---

---

---

---

---

---

---

---

---







Your Winckelmans dealer

**HEADQUARTERS AND FACTORY**

584 avenue de Dunkerque BP 10147  
59461 Lomme Cedex - France

**WINCKELMANS PARIS**

14 Rue Bremonnier  
75017 Paris - France

[www.winckelmans.com](http://www.winckelmans.com)

[commercial@winckelmans.com](mailto:commercial@winckelmans.com)  
+33 (0)3 20 92 16 54



Winckelmans is a registered trademark of Ets Winckelmans.